



Free Fall: Educational Opportunities in 2011

EJC EDUCATION EXCHANGE

Stanford, California

March 24, 2011

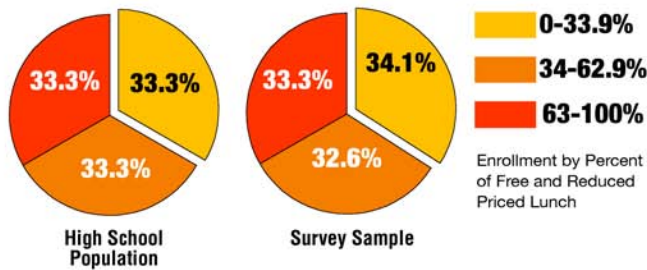


Beyond the logic of scarcity.

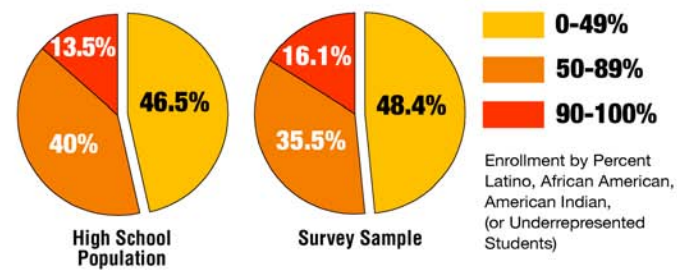


Survey Sample Characteristics

Free and Reduced Lunch



Underrepresented Minority Students



Source: California Basic Education Data System, available at www.cde.ca.gov/ds/sd/cb/

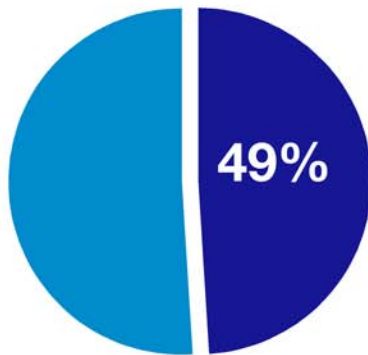


HIGH QUALITY AND EQUITABLE HS NEED

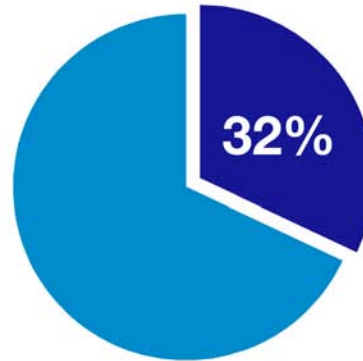
- Extended Instructional Time;
- Small Classrooms;
- Targeted support and guidance;
- Curriculum and instruction that engage diverse learners;
- Opportunities for educational to develop their skills through ongoing professional development.



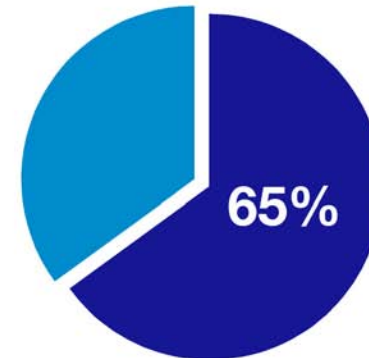
Less Time



% of Principals Reporting Fewer Days of Instruction



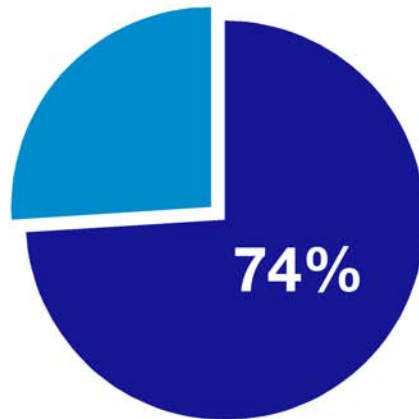
% of Principals Reporting Cuts to After-School Programs



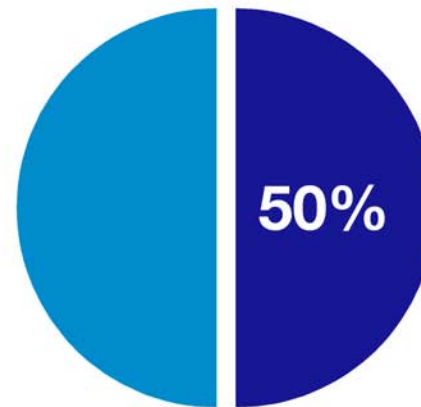
% of Principals Reporting Cuts to Summer School



Less Attention from Teachers and Counselors



% of Principals Reporting
Class Size Increases



% of Principals Reporting
Cuts to Academic Counselors

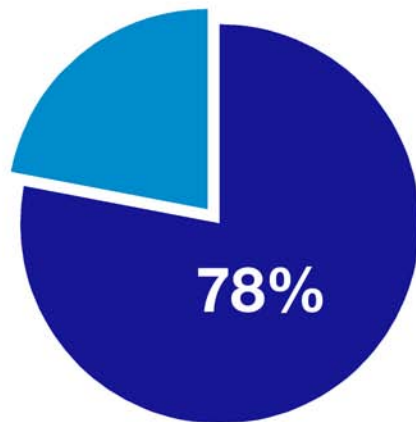


Less Access to Instructional Materials

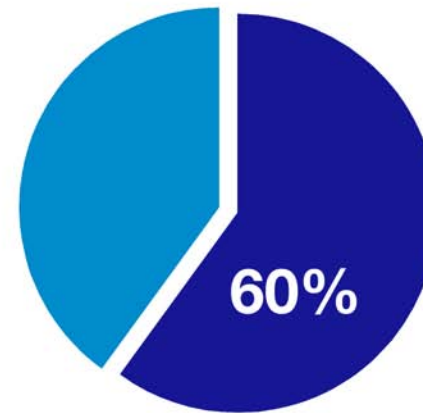
% Principals Reporting Less Student Access to...	
Materials for English Classes	52%
High-Functioning Science Labs	58%
Math Materials	63%



Less Linked Learning



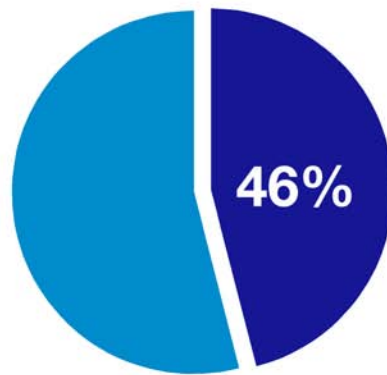
% of Principals Reporting their schools try to integrate CTE courses with academic courses



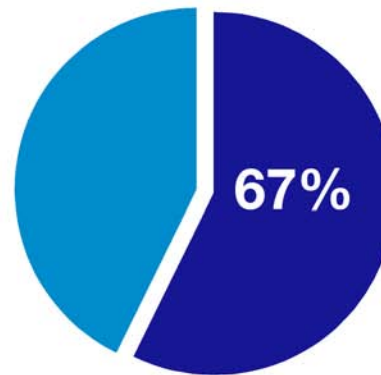
% of Principals Reporting that Efforts to Link Career Technical Education and Academic Courses have been Impacted



Less Safety



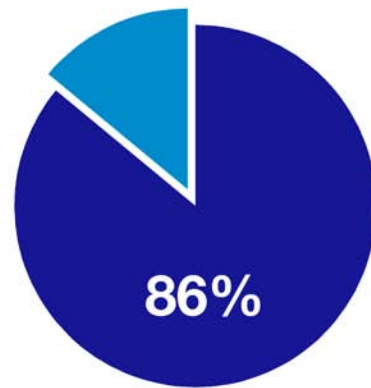
% of Principals Reporting that Staff Cuts have Impacted Safety



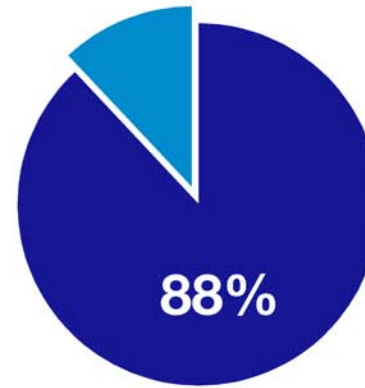
% of Principals Reporting that Cuts have Impacted Safety and Cleanliness of School



Less Capacity for Improvement



% of Principals Reporting
Fewer Opportunities for Teachers'
Professional Growth



% of Principals Reporting
Budget Cuts have Impacted
School Improvement



Donations to Low and High Poverty Schools

	All High Schools in Survey	Low Poverty High Schools	Mid-Level Poverty High Schools	High Poverty High Schools
% Free/Reduced Lunch		0%-33.9%	34%-62.9%	63%-100%
Median Donations	\$20,000	\$100,000	\$20,000	\$5,000

CALIFORNIA
EDUCATIONAL
OPPORTUNITY
REPORT



UCLA IDEA
UC/ACCORD

Two Tasks

CALIFORNIA EDUCATIONAL OPPORTUNITY REPORT



UCLA IDEA
UC/ACCORD

www.edopp.org

INSTITUTE FOR DEMOCRACY, EDUCATION, AND ACCESS



UCLA/IDEA



Search Site

HOME ABOUT PROJECTS PUBLICATIONS NEWSROOM EDUCATIONAL OPPORTUNITY

Latest State Educational Opportunity Report
Past Educational Opportunity Reports
Buscar en Español

CALIFORNIA EDUCATIONAL OPPORTUNITY REPORT



REPORTS



Latest Educational Opportunity Report



Additional Reports and Fact Sheets

SEARCH ENGINE



Search **Schools**



Search **School Districts**



Search **Legislative Districts**

Since 2006, IDEA and UC/ACCORD have produced a series of reports and a database that examine the quality and distribution of educational opportunities across California public schools.

The California Educational Opportunity series and our online searchable database allow policymakers and community members to look across the state and see: relationships among educational infrastructure, rates of high school completion, and preparation and enrollment in the state's four-year colleges and universities.

On this site, you will find:

- The latest Educational Opportunity state report
- *COMING SOON for 2011* Various school-level reports on opportunities and outcomes
- *COMING SOON for 2011* Student demographic factsheets
- An online database for information broken down by 1) individual middle and high school campuses, 2) school districts, and 3) legislative districts.
- Los informes y búsqueda en español

© 2011 UC Regents

UCLA

UCLA IDEA is housed in the Graduate School of Education and Information Studies
1041 Moore Hall, Box 951521
Los Angeles, CA 90095
Phone: 310-206-8725 Fax: 310-206-8770